


QFN

QUAD FINE PITCH NO LEAD

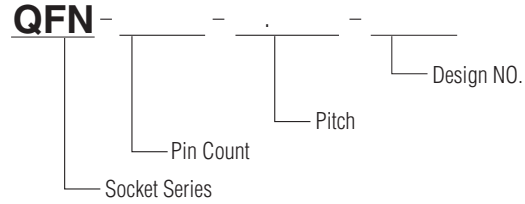


Type B: "B" stands for "Burn-in"

Type BT: "T" stands for "Thermal" (socket with Ground Pin type).

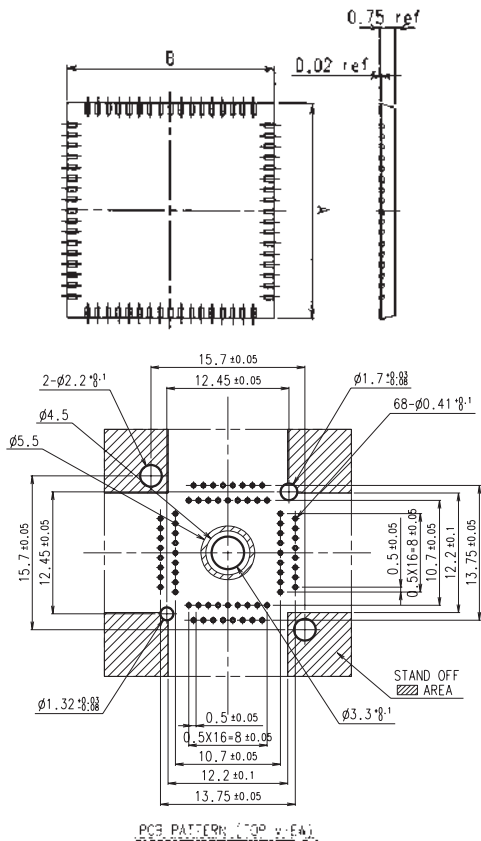
RoHS compliant

ORDERING PROCEDURE

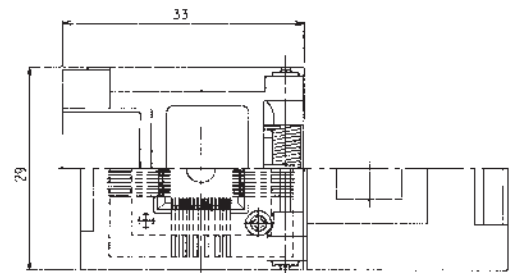
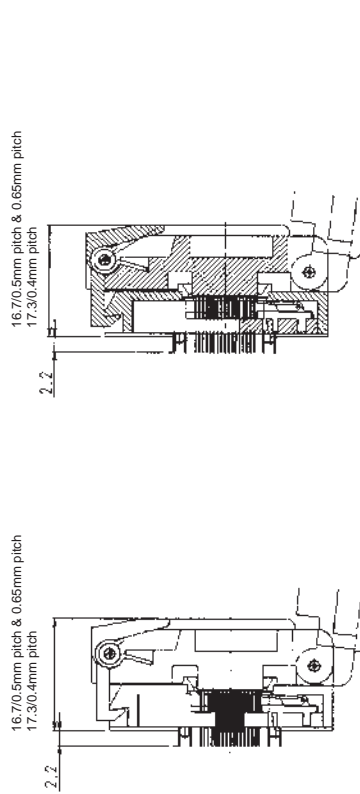


Specification / 仕様	
Contact resistance(Initial) 接触抵抗(初期値)	50m or less (At 10 mA)
Maximum voltage 耐電圧	0.5mm Pitch & 0.65mm Pitch AC500V RMS (for 1 minute) 0.4mm Pitch AC300V RMS (for 1 minute)
Insulation resistance 絶縁抵抗	1,000m or higher (At DC 500V)
Rated current 許容電流値	1A
Operating temperature range 仕様温度	- 65 ~ + 150
Terminal strength against pulling 端子抜け強度	0.5kg (1 min)
Insertion 機械寿命	Min. 10,000 cycle (Mechanical)
MATERIAL / 材質	
Body 本体	PEI, PES
Contact コンタクトピン	BeCu, Au plating (Ni-base)

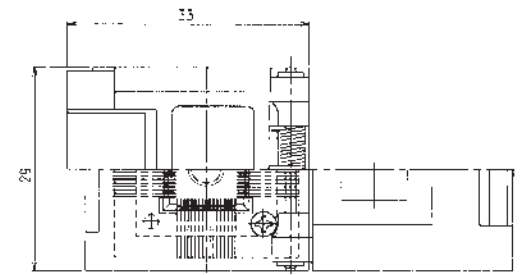
APPLICABLE IC DIMENSIONS & SOCKET DIMENSIONS



QFN-68BT-0.5-01



Type B



Type BT
(Type B with Ground Pin)

Application IC/QFN B/BT TYPE SOCKET

QFN Socket Line up 0.4mm Pitch Series

Unit: mm

PART NO.	PIN COUNT	A	B	Type	REMARKS
QFN-40B-0.4-001	40	5	5	B	
QFN-40BT-0.4-001				BT	
QFN-48(52)B-0.4-001	48	6	6	B	
QFN-48(52)BT-0.4-01				BT	
QFN-52B-0.4- * *	52	6	6	B	
QFN-52BT-0.4-01				BT	Corner C/P type
QFN-56B-0.4-001	56	7	7	B	
QFN-56BT-0.4-01				BT	
QFN-68B-0.4-001	68	8	8	B	
QFN-68BT-0.4-01				BT	
QFN-72B-0.4- * *	72	9	9	B	
QFN-72BT-0.4-001				BT	
QFN-88B-0.4-001	88	10	10	B	
QFN-88BT-0.4-01				BT	



Application IC/QFN B/BT TYPE SOCKET

QFN Socket Line up 0.5mm Pitch Series

Unit: mm

PART NO.	PIN COUNT	A	B	Type	REMARKS
QFN-8(24)B-0.5-02	8	3	3	B	
QFN-8(24)BT-0.5-01				BT	
QFN-10(20)B-0.5-02	10 (5 x 2 Side)	3	3	B	
QFN-10(20)BT-0.5-02				BT	
QFN-12(20)B-0.5-02	12	3	3	B	
QFN-12(20)BT-0.5-02				BT	
QFN-12(20)B-0.5- * *	12	4	4	B	
QFN-12(20)BT-0.5-01				BT	
QFN-12(24)B-0.5- * *	12 (6 x 2 Side)	4	4	B	
QFN-12(24)BT-0.5-01				BT	
QFN-16(24)B-0.5-02	16	3	3	B	
QFN-16(24)BT-0.5-01				BT	
QFN-16(24)B-0.5-01	16	4	4	B	
QFN-16(24)BT-0.5- * *				BT	
QFN-16(40)B-0.5-02	16	5	5	B	
QFN-16(40)BT-0.5-02				BT	
QFN-20B-0.5-01	20	4	4	B	
QFN-20BT-0.5-01				BT	
QFN-20(36)B-0.5- * *	20	5	5	B	
QFN-20(36)BT-0.5-01				BT	
QFN-24B-0.5-01	24	4	4	B	
QFN-24BT-0.5-01				BT	
QFN-28(36)B-0.5-02	28	5	5	B	
QFN-28(36)BT-0.5-02				BT	
QFN-32(40)B-0.5-02	32	5	5	B	
QFN-32(40)BT-0.5-02				BT	
QFN-32(40)B-0.5-01	32	6	6	B	
QFN-32(40)BT-0.5-01				BT	
QFN-36B-0.5-01	36	6	6	B	
QFN-36BT-0.5-01				BT	
QFN-40B-0.5-01	40	6	6	B	
QFN-40BT-0.5-01				BT	
QFN-44(52)B-0.5-02	44	7	7	B	
QFN-44(52)BT-0.5-01				BT	
QFN-44(68)B-0.5-01	44	9	9	B	
QFN-44(68)BT-0.5-01				BT	
QFN-48(56)B-0.5-01	48	7	7	B	
QFN-48(56)BT-0.5-01				BT	
QFN-52B-0.5- * *	52	8	8	B	
QFN-52BT-0.5-01				BT	
QFN-56B-0.5-01	56	8	8	B	
QFN-56BT-0.5-01				BT	
QFN-64B-0.5-01	64	9	9	B	
QFN-64BT-0.5-01				BT	
QFN-64B-0.5- * *	64	10	10	B	
QFN-64BT-0.5-02				BT	
QFN-68B-0.5-01	68	10	10	B	
QFN-68BT-0.5-01				BT	

QFN Socket Line up 0.65mm Pitch Series

Unit: mm

PART NO.	PIN COUNT	A	B	Type	REMARKS
QFN-8(16)B-0.65-02	8	3	3	B	Package with No Flange
QFN-8(16)BT-0.65-02				BT	
QFN-8(24)B-0.65-01	8	5	5	B	Package with No Flange
QFN-8(24)BT-0.65-01				BT	
QFN-12B-0.65-01	12	3	3	B	Package with No Flange
QFN-12BT-0.65-01				BT	
QFN-16B-0.65-01	16	4	4	B	Package with No Flange
QFN-16BT-0.65-01				BT	
QFN-20(28)B-0.65-01	20	5	5	B	Package with No Flange
QFN-20(28)BT-0.65-02				BT	
QFN-28B-0.65-01	28	6	6	B	Package with No Flange
QFN-28BT-0.65-01				BT	
QFN-32(40)B-0.65-02	32	7	7	B	Package with No Flange
QFN-32(40)BT-0.65-01				BT	
QFN-44B-0.65-01	44	8	8	B	Package with No Flange
QFN-44BT-0.65-01				BT	
QFN-44(52)B-0.65-02	44	9	9	B	Package with No Flange
QFN-44(52)BT-0.65-01				BT	
QFN-48B-0.65- * *	48	7	7	B	Package with No Flange
QFN-48BT-0.65- * *				BT	
QFN-52B-0.65-01	52	10	10	B	Package with No Flange
QFN-52BT-0.65-01				BT	