



# TRI

## ■ MAIN FEATURES

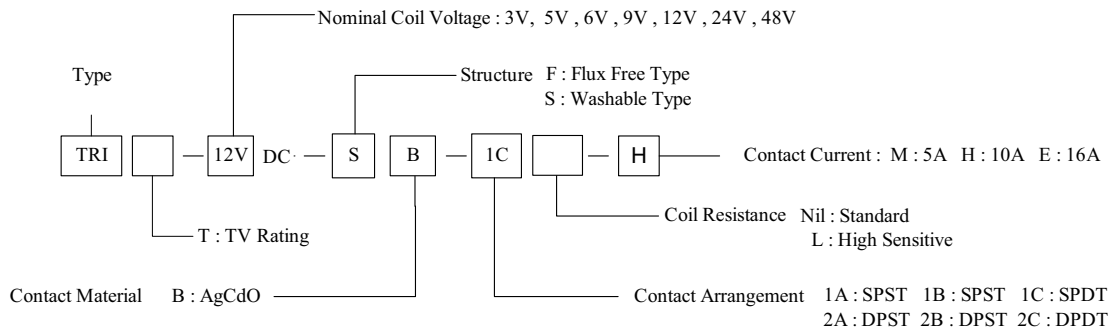
- Slim type and small occupying space can offer high density P.C.B. technique.
- Insulation distance of 8mm min. is designed. By employment of insulation material to meet JIS insulation class E, dielectric strength of 5000V min. and surge resistiveness 10000 min. is realized.
- Low coil power consumption type of TRI-L and general coil power consumption type of TRI-D are prepared to comply with user's wide selections.
- Employment of suitable plastic materials to be applied to high temperature and various chemical solutions.
- Complete protective construction from dust and soldering flux. If required, plastic epoxy resin sealed type is available for washing procedure.
- TRI 1 Pole series relay covers switching capacity from 10A by 16A to comply with user's wide selections. [TRI(H) 1 Pole 12A, TRI(E) 1 Pole 16A]
- Switching capacity by 10A available with 2 transfer contact form. [TRI(M) 2 Pole 10A]



## ■ APPLICATIONS

- Cooking appliances, air conditioners, audio equipment, domestic appliances, etc.

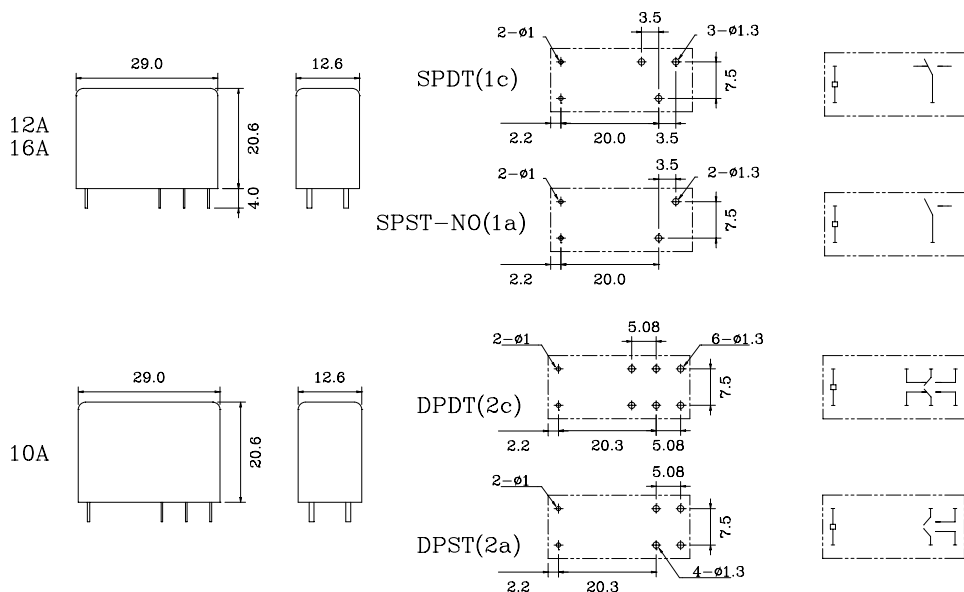
## ■ ORDERING INFORMATION



## ■ DIMENSION(unit:mm)

## ■ DRILLING(unit:mm)

## ■ WIRING DIAGRAM



## ■ COIL DATA CHART (AT20°C)

大豪电子

电话: 0755-83233025

<http://www.szdahao.com>

<http://www.very-tec.com>

Coil Sensitivity	Coil Voltage Code	Nominal Voltage (VDC)	Nominal Current (mA)	Coil Resistance ( $\Omega$ ) $\pm 10\%$	Power Consumption (W)	Pull-In Voltage (VDC)	Drop-Out Voltage (VDC)	Max-Allowable Voltage (VDC)
TRI	03	03	240	12.5	abt. 0.72W	80% Max.	5% Min.	130% Max.
	05	05	138.9	36				
	06	06	120	50				
	09	09	78.3	115				
	12	12	60	200				
	24	24	29.3	820				
TRI-L	03	03	126.5	17	abt. 0.54W	80% Max.	5% Min.	130% Max.
	05	05	106.4	47				
	06	06	88	68				
	09	09	58	155				
	12	12	44.4	270				
	24	24	21.8	1100				
	48	48	10.9	4400				

## CONTACT RATING

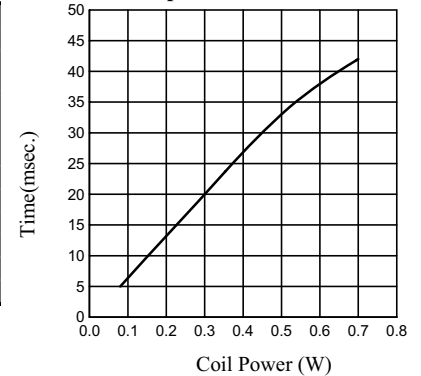
Arrangement	SPST-NO(1a),SPDT(1c)		SPST-NO(1a),SPDT(1c)		DPST-NO(2a),DPST(2c)	
	E-Type		H-Type		M-Type	
Rated load	Resistive Load (cos $\Phi=1$ )	Inductive Load (cos $\Phi=0.4$ )	Resistive Load (cos $\Phi=1$ )	Inductive Load (cos $\Phi=0.4$ )	Resistive Load (cos $\Phi=1$ )	Inductive Load (cos $\Phi=0.4$ )
	16A 277VAC 16A 30VDC	8A 250VAC 8A 30VDC TV-8 1/2HP 277/125VDC	12A 277VAC 12A 30VDC	7.5A 250VAC 5A 30VDC TV-5 1/3HP 277/125VAC	10A 277VAC 10A 30VDC	2A 250VAC 3A 30VDC TV-3 1/4HP 277/125VAC
Carrying current	16A		12A		10A	
Max. switching voltage	380VAC,125VDC		380VAC,125VDC		380VAC,125VDC	
Max. switching current	16A		12A		10A	
Max. switching power	4432VA,480W	2000VA,240W	3324VA,360W	1875VA,150W	2770VA,300W	500VA,90W
Min. permissible load	5VDC 10mA		5VDC 10mA		5VDC 10mA	
Contact material	Ag alloy					

## PERFORMANCE (at initial value)

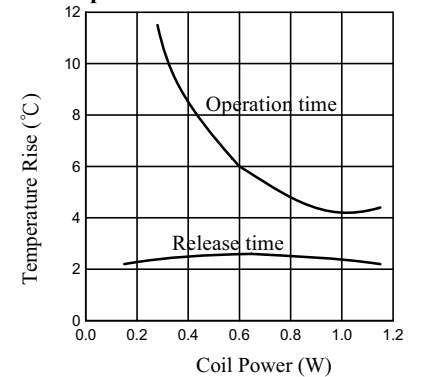
Item	Type	TRI-D	TRI-L
Contact Resistance		100m $\Omega$ Max.	
Operation Time		15msec Max.	20msec Max.
Release Time		8msec Max.	
Dielectric Strength		5000VAC 50/60HZ (1 minute) 1000VAC 50/60HZ (1 minute)	
Surge Resistiveness		1000V (between coil & contact 1 $\times$ 40 msec)	
Insulation Resistance		100 M $\Omega$ Min. (500VDC)	
Max. ON/OFF Switching		300 operation/min 30 operation/min	
Operating Ambient Temperature		-30°C to +55°C	-30°C to +70°C
		(No water drop condensation)	
Operating Humidity		45 to 80% RH	
Coil Temperature Rise		45 deg. Max.	35 deg. Max.
		(at rated coil voltage)	
Vibration		10 to 55Hz Double Amplitude 1.5mm	
Endurance		10 to 55Hz Double Amplitude 1.5mm	
Error Operation			
Shock		100G Min.	
Endurance		10G Min.	
Error Operation			
Life Expectancy		10 $\times$ 10 <sup>6</sup> operations. Min.	
Mechanically		10 $\times$ 10 <sup>4</sup> operations. Min.	
Electrically			
Weight		abt. 13grs.	
UL File No.		E156521	

## REFERENCE DATA

### Coil Temperature Rise



### Operation Time



### Life expectancy

